

Murrumbidgee to Murray inter-valley trade



Trade event statistics

19 October 2022

Opened	Closed
31 August 2022 at 10 am	12 October 2022 at 2.30 pm

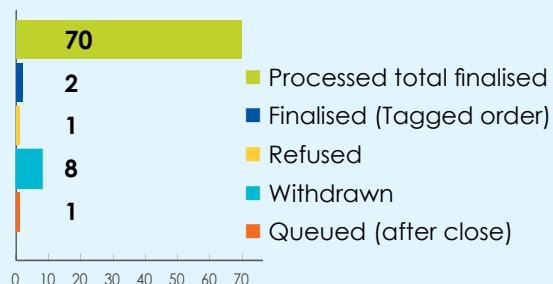
In total there were 202 applications received, 73 of these were received before 10 am and 47 duplicate applications received after 10 am.

IVT volume balance 0GL* (open) **99.8GL** (close)

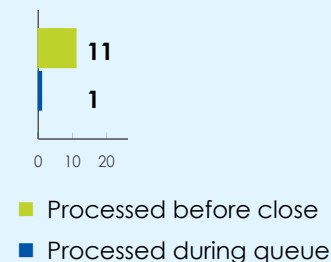
* When the NSW Government announced the spill, 100GL was available for trade out of the Murrumbidgee. The spill of 100GL reduced the opening balance to 0GL.

Applications

Murrumbidgee – Murray

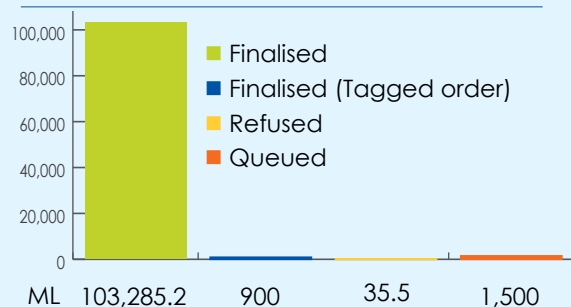


Murray – Murrumbidgee

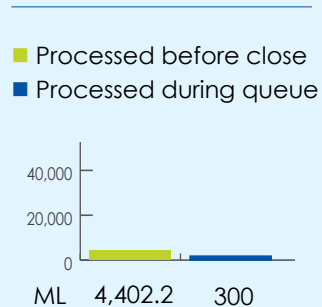


Trade volume processed

Murrumbidgee – Murray



Murray – Murrumbidgee



Trade information

Order of trade	Vol (ML)	Date processed	Order of trade	Vol (ML)	Date processed	Order of trade	Vol (ML)	Date processed
1	5,720	31.08.22	27	118.7	31.08.22	53	1,000	14.09.22
2	16,209	31.08.22	28	19.9	31.08.22	54	100	14.09.22
3	5,003.5	31.08.22	29	55.1	31.08.22	55	786	15.09.22
4	396.3	31.08.22	30	280.2	31.08.22	56	50	16.09.22
5	4,630	31.08.22	31	47.5	31.08.22	57	80	16.09.22
6	600	31.08.22	32	112.1	31.08.22	58	155	16.09.22
7	3,928.3	31.08.22	33	51.4	31.08.22	59	765	16.09.22
8	4,630	31.08.22	34	211.8	31.08.22	60	100	19.09.22
9	55	31.08.22	35	106.4	31.08.22	61	712.5	19.09.22
10	57	31.08.22	36	233.2	31.08.22	62	1,000	20.09.22
11	500	31.08.22	37	95	31.08.22	63	3,500	20.09.22
12	247	31.08.22	38	2,383.9	31.08.22	64	1,000	21.09.22
13**	35.5	31.08.22	39	5,000	1.09.22	65	138	21.09.22
14	1,684	31.08.22	40	1,530	1.09.22	66	500	23.09.22
15	389.5	31.08.22	41	2,000	1.09.22	67	300	26.09.22
16	608.3	31.08.22	42	300	1.09.22	68	200	29.09.22
17	5,000	31.08.22	43	188	2.09.22	69	363.9	4.10.22
18	3,738.8	31.08.22	44	27	5.09.22	70	200	4.10.22
19	1,261.2	31.08.22	45	248	6.09.22	71	400	10.10.22
20	1,500	31.08.22	46	466.7	7.09.22	72	290	11.10.22
21	1,000	31.08.22	47	500	7.09.22	73	8,400	12.10.22
22	4,000	31.08.22	48	238.7	7.09.22			
23	1,000	31.08.22	49	400	9.09.22			
24	237.5	31.08.22	50	100	13.09.22			
25	718.6	31.08.22	51	180	14.09.22			
26	566.2	31.08.22	52	5,571	14.09.22			

**Refused VIC Water Authority

Order of queue	Vol (ML)	Date queued
1	1,500	12.10.22