

You are going on an excursion to Warragamba Dam.



Our education team looks forward to meeting you.



You will travel to Warragamba Dam.



You will drive through the entry gates.



You may have a snack in the picnic grounds.



There are toilets nearby. Your teachers will take you.



You will meet some of our educators.



They are super friendly, helpful and love answering questions.



Leonie



Helen



Rusty



Kelly

You will begin learning about Warragamba Dam.






You might drive down to the dam, or perhaps you'll start your day in the classroom.



You will see Lake Burragorang.
You might see the spillway and
visit the crest (the top of the dam wall).



It's very important to:

-  keep two feet on the ground,
-  listen carefully, and
-  stay together.

The classroom is part of the Visitor Centre.



You might see other visitors or people who work at the dam.



You may enter the classroom through the main entrance or the big sliding door.



The classroom is called the Burragorang room.



You will enjoy lots of different activities in this great space.



The view is amazing!

You can see Lake Burragorang.

**Before you return to school,
you might have a rest and eat
in the picnic area.**



Things to know about your excursion to Warragamba Dam.




Weather

It might be hot or cold. It might be windy or still. It might be rainy or dry. What we do each day depends on the weather.



Sounds

Warragamba Dam is work site. Sometimes you might hear unusual sounds. They can be loud.



Wildlife

You might see some wildlife. They live nearby. Give them space.



Warragamba Dam

It is very tall. You might stand on the top or stand near the bottom. You will always be safe.