

Create folded fauna with WaterNSW




- 1** Cut out your origami square below.
- 2** You might like to colour the patterned side before you begin folding.
- 3** Choose a fauna friend to create and follow the instructions. You can follow the instructions online or print if you prefer.

Did you know that many creatures, both big and small, live in or around our dams?



origami cicada



When you are visiting some of our dams, you might be lucky enough to see a cicada along the way!

Some areas of bushland provide habitat for cicadas.

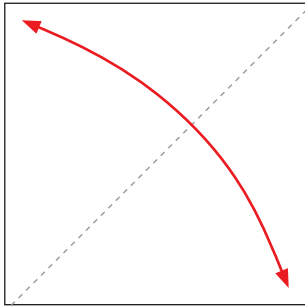
Cicadas have two pairs of wings that fold against their body when not in use.

**Cicadas are the loudest insects in the world!
The males sing by contracting their tiny muscles and creating vibrations.**

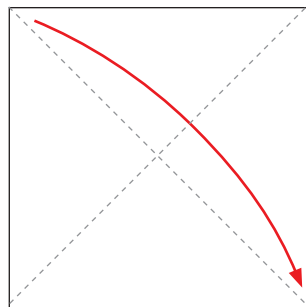
Have you ever collected cicada shells?



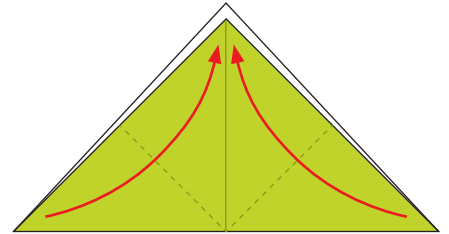
origami cicada



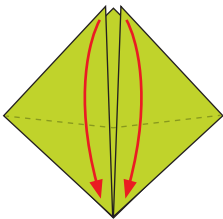
1 Fold in half at the dashed line to crease and reopen flat.



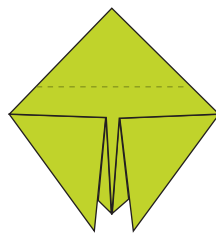
2 Fold in half to form a triangle.



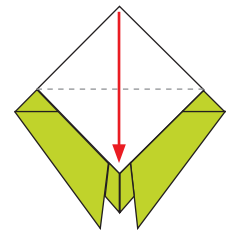
3 Fold up corners along the dashed lines.



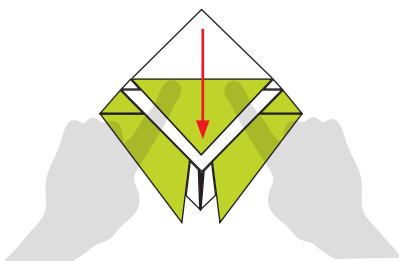
4 Fold down corners in half along the dashed lines.



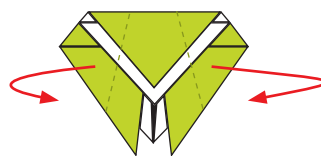
5 Fold check. Note the location of the dashed line.



6 Fold down top layer along the dashed line.



7 Fold down remaining layer to sit slightly above previous.



8 Fold both sides back along the dashed lines.



9 Add detail to your cicada.

Thank you for creating a paper pal!