

**ACCESS FROM BENDEELA ROAD**

**TO TALLOWA  
DAM WALL**

**Bendeela Recreation Area Contacts**

General Enquiries: 1300 662 077

Faults or Incidents: 1800 061 069











[waternsw.com.au/BendeelaRecArea](http://waternsw.com.au/BendeelaRecArea)

Emergencies: 000 or 112

*Mobile phone reception may be limited*



**Legend**

- |  |  |  |  |  |
|--|--|--|--|--|
|  Camping Area 1 |  Foreshore Protection<br>No Camping |  Drinking Water from taps |  Toilets and disabled toilets |  Access Road<br>(vehicles have priority)          |
|  Camping Area 2 |  Gate                               |  Canoe portage            |  Portable toilet dump point   |  Shared Zone<br>(vehicles and pedestrian traffic) |